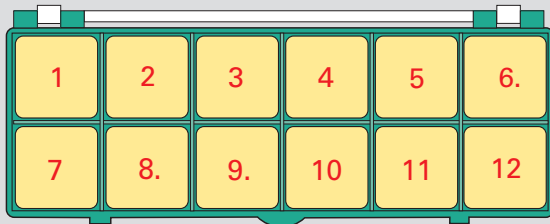




# HOW TO PLAY veritech,



1



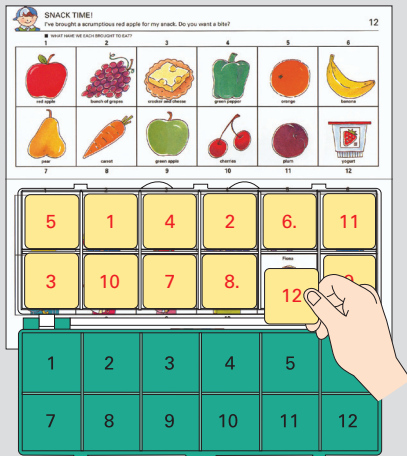
Place the transparent cover over the bottom half of the double-page spread.  
Place the numbered tiles in order in the green portion of the case.

2



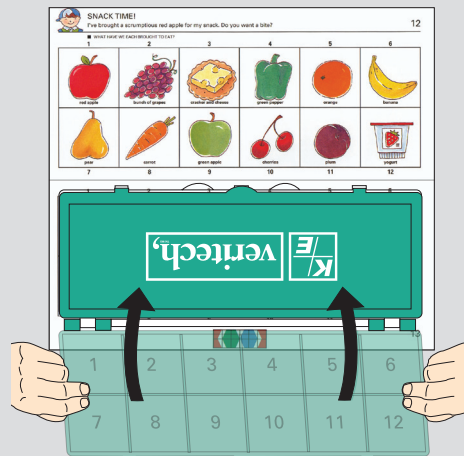
Take tile 1.  
Look at picture 1 in the top half of the double-page spread.  
Place the tile on the corresponding picture in the bottom half.

3




Complete the game by covering the 12 pictures in the bottom half of the double-page spread with all 12 tiles.

4



Close the bottom portion of the case over the top one.

5



Flip the case. The coloured side of the tiles will form a geometric pattern through the clear plastic cover.  
Compare this pattern with the pattern in the answer key.